

==== Instructions ====

MINE Editor

developed by Ubium Oy

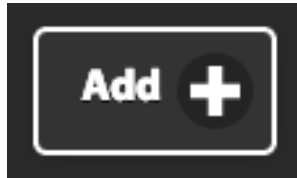
Access to a story's pages

1. Storyline is seen at the **Page List** on the left side of the editor. To have access to this

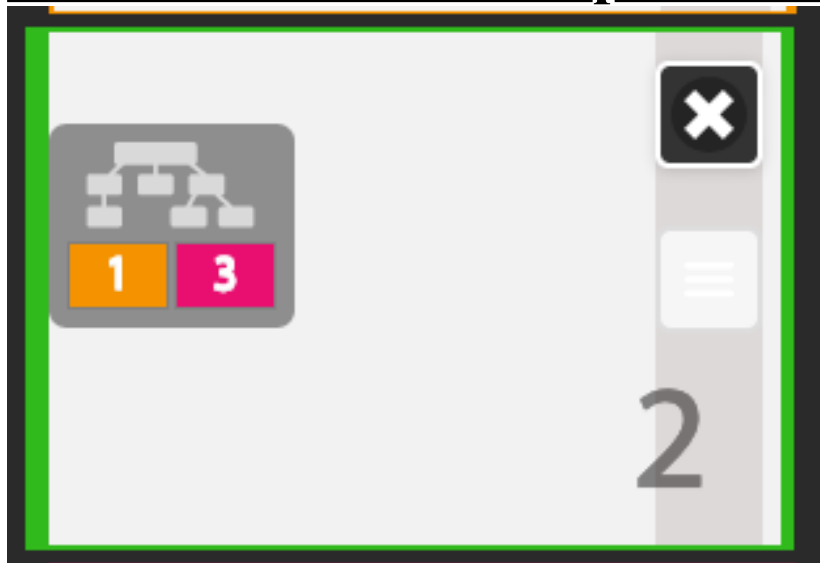
menu you have to click on this icon:



2. To add more *pages* , just click the button



IMPORTANT: Description of the page




Each page indicates the *page* number



Indicates the precedent *page(s)*



or



Indicates subsequent *page(s)*




or



An option to move a *page* across the storyline



To delete the page:



Current / total pages/slides:

